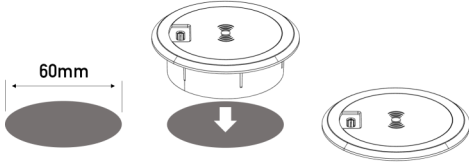


Overview

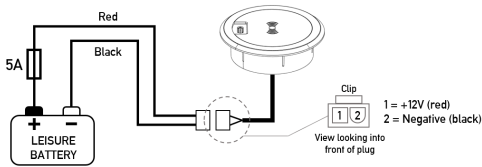
This wireless charger is compatible with all Qi-enabled smart phones for charging wirelessly up to 15 watts.

Installation

First cut a 60mm diameter hole, then push fit the charger into position.



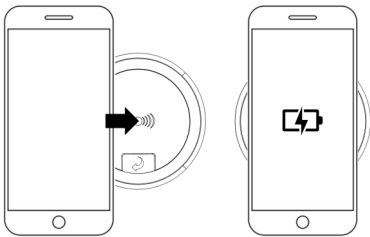
For rapid installation the charger is provided with a plug & play connector. Alternatively this plug can be removed and wired using suitable crimp terminals, as per the connection diagram



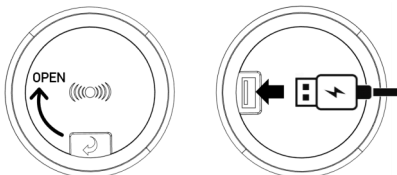
Operation

Locate the phone over the charging pad, ensuring it is positioned centrally for optimum charging

Once positioned correctly the phone will indicate charging is in progress. For compatible phones fast charging will also activate when available.



On models fitted with a USB outlet, wired charging is also possible. First rotate the cover, then connect using a suitable charging cable.

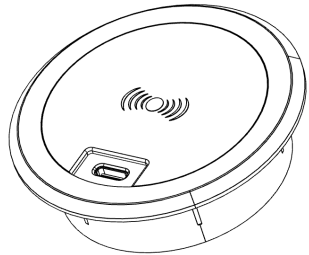


Specification

Model	WX100	WX150
Input	11.5 - 15V / 1.5A	11.5 - 15V / 2A
Wired Output(s)	USB-A: 5V / 2A	USB-A: 5V / 2.4A USB-C: 5V / 2.7A
Wireless Output	Up to 10W	Up to 15W
Standby current	15mA	15mA
Weight	57g	57g
Dimensions	∅75mm x 22mm	∅75mm x 22mm

SARGENT

wired for innovation



Wireless Charger

Installation & User Instructions

WX100, WX150



Sargent Electrical Services Ltd
Unit 39, Tokenspire Business Park, Beverley,
East Yorks, HU17 0TB, UK
Phone: +44(0)1482 881655
Fax: +44(0)1482 678987
Email: support@sargentltd.co.uk
Tech Support: +44(0)1482 678981

